

FINGERPRINTING



Not much has changed 1972





Rolling Prints



10 Print Card

| APPLICANT | | TYPE OF WORK AUTHORIZATION REQUEST | | | DATE | | | | | | | |
|---|--|------------------------------------|--|--|--------------------|--|-----------|--|-----------|--|-----------|--|
| SIGNATURE OF PERSON EMPLOYER | | ALIAS AKA | | | DATE OF BIRTH DOB | | | | | | | |
| RESIDENCE OF PERSON EMPLOYER | | COUNTRY CODE | | | MONTH DAY YEAR | | | | | | | |
| DATE | | TYPE OF WORK AUTHORIZATION | | | PLACE OF BIRTH POB | | | | | | | |
| SIGNATURE OF OFFICIAL ISSUING AUTHORITY | | TYPE NO. OCA | | | DATE | | | | | | | |
| EMPLOYER AND ADDRESS | | TYPE NO. FBI | | | DATE | | | | | | | |
| PERSON EMPLOYER | | AMASS CODE NO. SNO | | | DATE | | | | | | | |
| | | SOCIAL SECURITY NO. SSC | | | DATE | | | | | | | |
| | | MISCELLANEOUS NO. MNO | | | DATE | | | | | | | |
| U.S. NAME | | | | | U.S. NAME | | U.S. NAME | | U.S. NAME | | U.S. NAME | |
| U.S. NAME | | | | | U.S. NAME | | U.S. NAME | | U.S. NAME | | U.S. NAME | |
| U.S. NAME | | | | | U.S. NAME | | U.S. NAME | | U.S. NAME | | U.S. NAME | |
| U.S. NAME | | | | | U.S. NAME | | U.S. NAME | | U.S. NAME | | U.S. NAME | |



Live Scan-Mobile ID



Equipment

Dust

Brush

Tape


Card

Photograph/Camera

Scale for Photograph

The Process

- We imagine where a suspect touched leaving a possible fragile print
- We use dust and a brush to develop the print to be visible to the human eye
- We lift the print with tape and apply it to a card
- A fingerprint examiner analyzes the print and compares it to possible suspects
- A finger print is entered into AFIS-Automated Fingerprint Identification System



IMPORTANT PRINTS CAN BE THIS SIMPLE



Police work is common sense



**Photograph fingerprint
tape**

FINGERPRINT

is a copy or impression of the ridges and valleys present on the outermost layer of human skin.

Fingerprint is Unique



Perishable and Fragile

**They can be wiped away
or
Dry Out**



Fingerprint Examiner analyzes the print structure and testifies to the ID in court



Arch



Tentarch



Loop



Double Loop



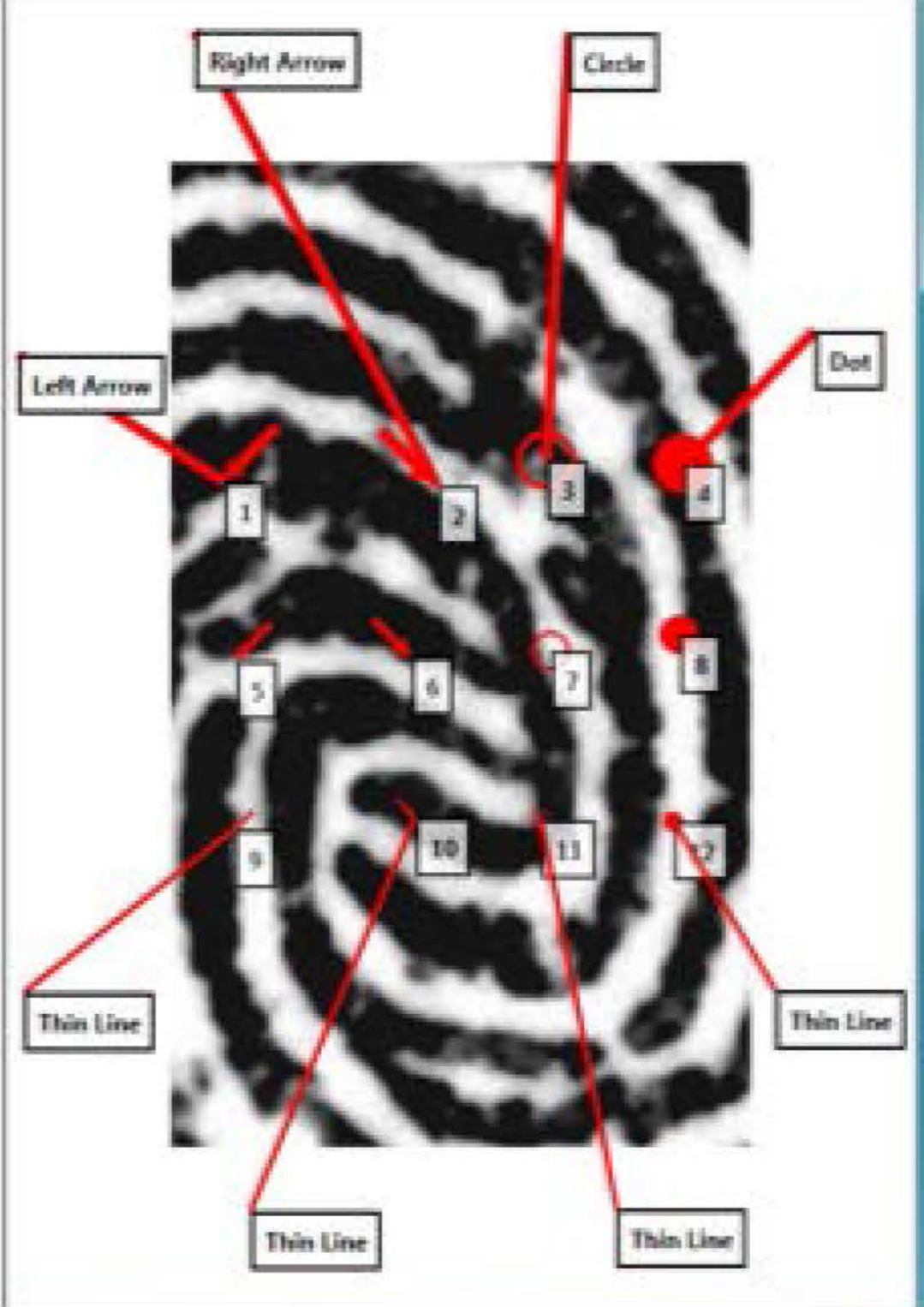
Pocked loop



Whorl



Mixed



Prints are on the first digit and sides of

- Fingers
- Palms
- Feet
- Toes

Where are prints found





Spent
Casing

Three types of fingerprints


- Visible
- Plastic
- Latent


Plastic-Impression in oil or putty






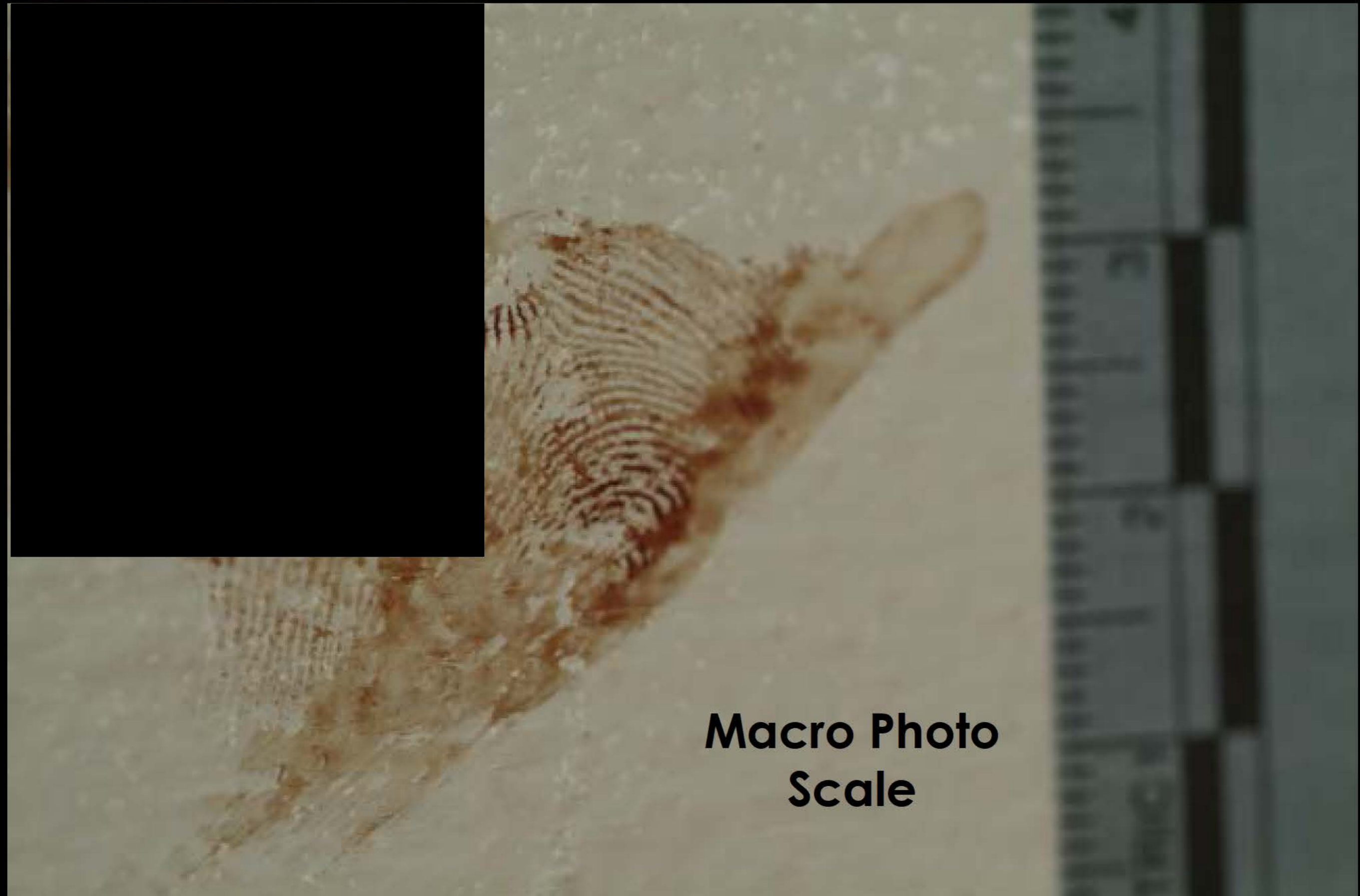
Visible in Blood
What is ridge detail?







Visible



**Macro Photo
Scale**



Latent (Invisible)– left by secretions from perspiration or oils on the skin





Porous Surface- Wood, paper, styrofoam cup


Non-Porous-counter top, glass, steel, magazine cover


Non-porous - You can use magnetic powder




Bank Notes Bad Checks










OLT®










**Photograph 360 degrees
Hit and Run
Stolen Vehicle**






Photograph possible latent prints





Will this tool puncture the ignition?



[Redacted]
Fingerprints









CASE # _____

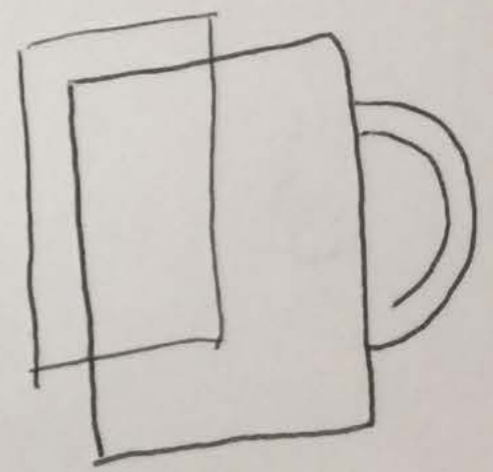
DATE: _____


OFFICER: _____

BADGE # _____

OBJECT/LOCATION CUP FACE

DIAGRAM/DESCRIPTION:





CASE # _____


DATE: _____

OFFICER: _____

BADGE # _____

OBJECT/LOCATION CUP FACE


DIAGRAM/DESCRIPTION:





Driver's Door





Print Card Drawings and directional Arrow
indicating UP.
Arrow indicates up on print side